


MERRICK & DAY

Fitting French Style Poles

Poles up to 2m span

Use 2 wall brackets

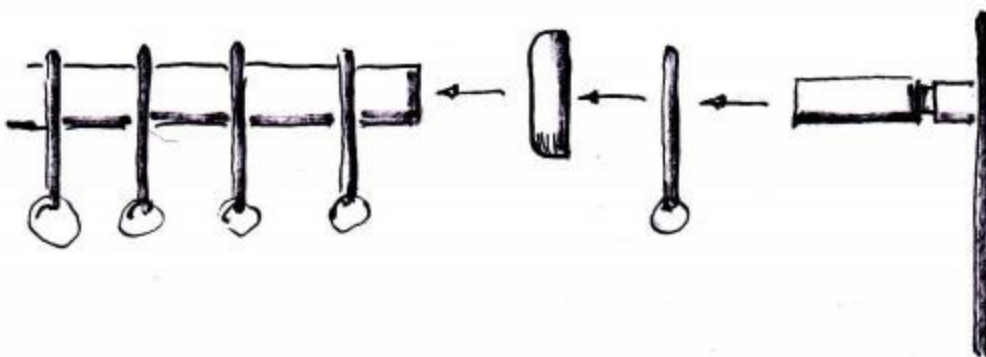


Poles up to 4m span

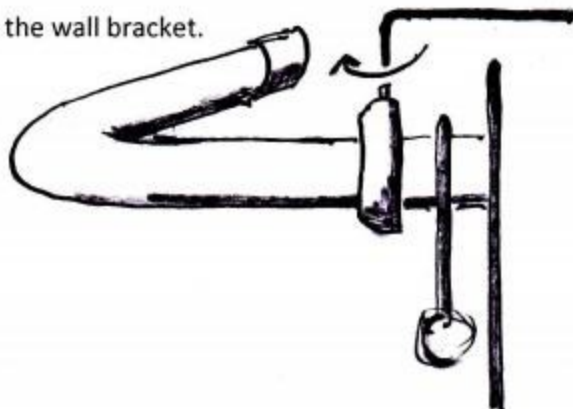
Use 3 wall brackets



1. Fit the wall brackets, measure the exact distance between the brackets and trim poles to length
2. Before fitting the pole onto the wall bracket put all the required rings on that side of the pole minus one, then the lock collar, then the last end ring.



3. Slide the pole onto the wall bracket.



4. Tighten up the lock collar hex key using the key provided. The screw should go through the hole in the pole and lock into the wall bracket